

Application

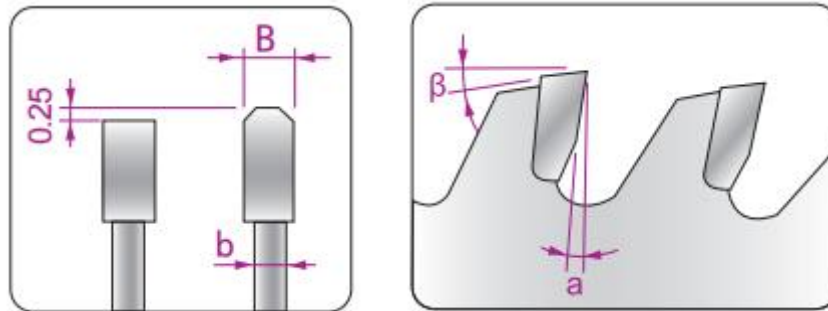
Features: It is mainly used for aluminum heat sink and partial copper heat sink cutting.
Special designed tooth shape and tip material. It has good shock resistance and avoids resonance.


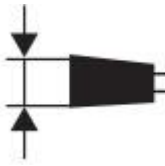

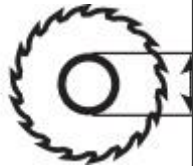
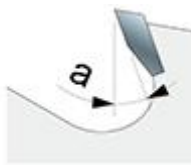

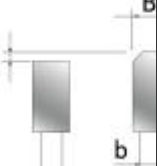
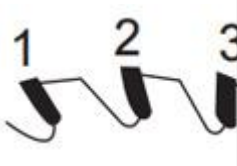
Machine: precision hydraulic saw.

Material: aluminum heat sink.

Remarks: customizable PCD tip.

Product features



Outer diameter D (mm)	Tooth width B (mm)	Body Thickness b (mm)	Bore d (mm)	Cutting angle α	Back angle β	T-type	Number of teeth z
							
D (mm)	B (mm)	b (mm)	d (mm)	α	β	T-type	Z
355	3.2	2.4	25.4/30	5	15	TCG	100
							120
400	3.5	2.8	25.4/30	5	15	TCG	100
							120
450	4.2	3.4	25.4/30	5	15	TCG	100
							120

500	4.2	3.4	25.4/30	5	15	TCG	100
							120
Remarks:Other specifications can be customized as requested. OEM and ODM services provided							