

## Application

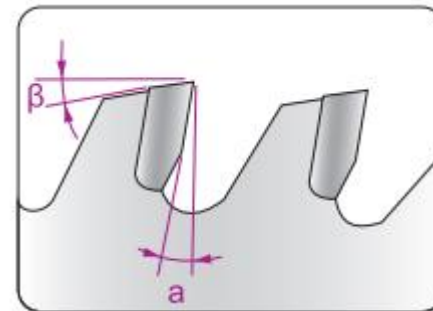
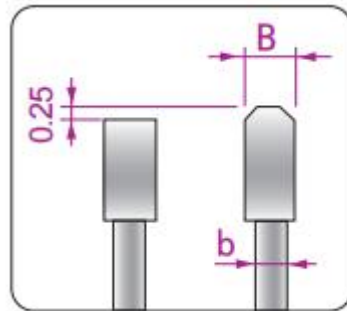
**Features:** It is mainly for aluminum profiles (with thickness less than 5mm) of doors and windows, broken bridge aluminum and curtain wall. High precision, small amplitude, smooth and light. Can cut off right angle, bevel processing.


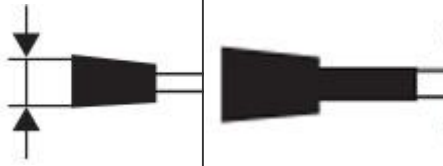

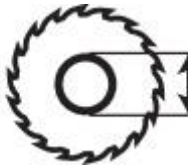
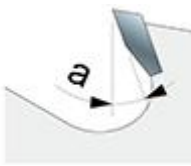
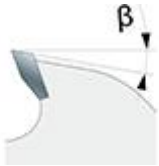
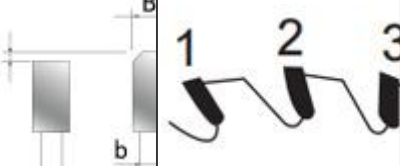
**Machine:** single-head aluminum profile cutting machine, double-head aluminum profile cutting machine

**Material:** doors and windows, curtain wall aluminum

**Remarks:** customizable PCD tip

## Technical Parameters



Outer diameter D (mm)	Tooth width B (mm)	Body Thickness b (mm)	Bore d (mm)	Cutting angle $\alpha$	Back angle $\beta$	T-type	Number of teeth z
							
D(mm)	B(mm)	b(mm)	d (mm)	$\alpha$	$\beta$	T-type	Z
405	3.2	2.4	25.4/30/32/38/40	8	13	TCG	100
							120
450	4.2	3.4	25.4/30/32/38/40	8	13	TCG	100
							120
500	4.5	3.8	25.4/30/32/38/40	8	13	TCG	120
							144

550	5.0	4.0	25.4/30/32/38/40	8	13	TCG	120
							144
600	5.0	4.0	25.4/30/32/38/40	8	13	TCG	120
							144
650	5.2	4.4	25.4/30/32/38/40	8	13	TCG	120
							144
Remarks:Other specifications can be customized as requested. OEM and ODM services provided							