
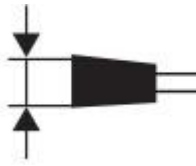

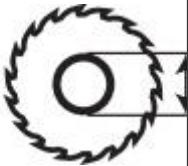
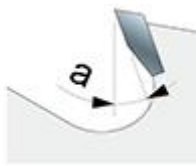

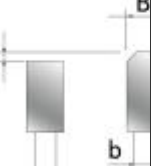



Outer Diameter D (mm)	Tooth Width B (mm)	Body Thickness b (mm)	Bore d (mm)	Cutting Angle a	Back Angle $\beta$	T-type	Number of Teeth z
							
D(mm)	B (mm)	b(mm)	d (mm)	a	$\beta$	T-type	Z
210	2.0	1.6	25.4/30	0	12	TCG	60
230	2.0	1.6	25.4/30	0	12	TCG	60
255	2.0	1.6	25.4/30	0	12	TCG	60
305	2.4	2.0	25.4/30	0	12	TCG	80
355	2.4	2.0	25.4/30	0	12	TCG	90
400	3.0	2.5	25.4/30	0	12	TCG	90

Remarks:Other specifications can be customized as requested. OEM and ODM services provided

Category:

[Dry-cut Circular Saw Blades for Portable Tools](#)

Keywords:

TCT DRY-CUT Circular Saw Blade for Stainless Steel